

Aluminium Sub Channel Fixing Systems

Fixing systems with aluminium sub channel systems are preferred due to its light weight and easiness of cutting and drilling. These systems are used for the installation of cladding panels such as, natural stone panels , ceramic panels and fibre cement panels.


Three connection systems are used for stone installation. One is with a pin system to install panels through drilled pin holes at the edge of the panels. The second is for installing panels with undercut anchors through undercut holes drilled at the rear surface of the panels. The third system is the kerf system where panels have slots opened at the edges of the panels where kerf angles are used for fixing.

Three dimensional adjustability is enabled and fast installation is possible due to the light weight of aluminium and the ease of cutting and drilling on site.

- Fixing to sub channel structure which is attached to load bearing beams
- Light weight and easy to install
- Possibility of cutting and drilling aluminium channels provides flexibility
- Fully adjustable and allows fast installation with the use of self drilling screws
- Aluminium channels are from extruded sections grade EN AW 6063 T66




HMP-ALU-AG
Sub Channel System




- Sub channel system with vertical and horizontal channels
- Projection sizes up to 350 mm
- Recommended for loads up to 3500 N
- Attachment to stone with undercut bolts
- Hang on fixing on to horizontal channels

HMP-ALU-SP/H
Sub Channel System




- Sub channel system with vertical and horizontal channels
- Projection sizes up to 350 mm
- Recommended for loads up to 3500 N
- Anchors with pins are set in to the channels slot and fixed with tabbing screws

HMP-ALU-SP
Sub Channel System



- Sub channel system with vertical channels
- Projection sizes up to 250 mm
- Attachment to stone with pins
- Anchors with pins are set in to the channels slot and fixed with tabbing screws

HMP-ALU-SP/HK
Sub Channel System



- Sub channel system with vertical and horizontal channels
- Projection sizes up to 350 mm
- Anchors with kerfs are set in to the channels slot and fixed with tabbing screws



School of Foreign Affairs, Doha

HMP-ALU-U Aluminium Sub Channel System

Aluminium U channels that are fixed vertically on to load bearing beams with channel supports. Stainless steel body anchors are fixed on the vertical aluminium channels with self tabbing screws. Anchor attachment to stone panels is done with pins.

HMP-ALU-P Aluminium Sub Channel system

Aluminium T channels and slot channels are fixed vertically and horizontally to form a grid on the load bearing wall. Stone panels; with aluminium brackets are fixed on the rear surface with undercut anchors, are set on the horizontal aluminium channels with the hang on method.

